

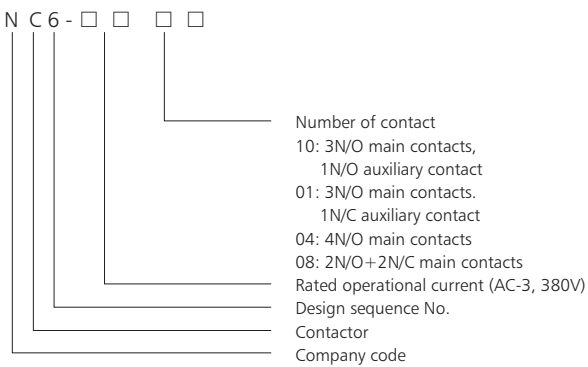
				RCC	
Germany	Czech	Ukraine	Russia	South Africa	USA
					

### NC6 Contactor, 6~9A

## 1. General

- 1.1 Certificates: VDE, ESC, UKRTEST, PCT, RCC, UL;
- 1.2 Electric ratings: AC50/60Hz, up to 690V, up to 9A;
- 1.3 Application: remotely makes and breaks circuit; protect circuit from overload assembling with proper thermal relay;
- 1.4 Utilization category: AC-1, AC-3, AC-4;
- 1.5 Ambient temperature: -5°C~+40°C;
- 1.6 Altitude: ≤2000m;
- 1.7 Mounting category: II, III;
- 1.6 Mounting conditions: inclination between mounting plane and vertical plane not exceed ±30° ;
- 1.8 Standard: IEC/EN 60947-4-1


## 2. Type Designation




## 3. Technical Data

### 3.1 Contactor

★ 3P contactor AC coil operation

Items	Model	NC6-06	NC6-09
			
Rated conventional heating current (A)	AC-1	20	20
Rated operational current (A)	AC-3/AC-4	380/400V	6
		660/690V	3.8
Power of motor	kW (AC-3)	220/230V	1.5
		380/400V	2.2
		660/690V	3
	hp	240V	2
		400V	3
		600V	3
Operating cycles (operations/h)	Electrical	AC-3	1,200
		AC-4	300
	Mechanical	3,600	
Electrical life (× 10 <sup>3</sup> operations)	AC-3	1,200	
	AC-4	25	
Mechanical life (× 10 <sup>6</sup> operations)		10	
Matching fuse model		RT16-16	

★ 4P contactor AC operation

Items	Model	NC6-06	NC6-09		
					
Rated operational current (A)	AC-1	20	20		
	AC-3/AC-4	380/400V 660/690V	6 3.8	9 5	
Power of motor	kW (AC-3)	220V/230V/240V 380/400V 660/690V	1.5 2.2 3	2.2 4 4	
		hp	240V 400V 600V	- - -	2 3 3
			Electrical	AC-3 AC-4	1,200 300
	Mechanical		3,600	3,600	
	Electrical life ( $\times 10^3$ operations)	AC-3 AC-4	1,200 25	1,200 25	
Mechanical life ( $\times 10^6$ operations)		10	10		
Matching fuse model		RT16-16	RT16-20		

3.2 AC coil specifications

Items	Model	NC6-06	NC6-09
Rated control voltage (V AC)		24, 36, 48, 110, 127, 220, 230, 380, 400	
Coil power (VA)	Pick-up	30	30
	Holding	4.5	4.5

4. Terminal connection

Model	Number of piece	Conductor (mm <sup>2</sup> )	Screw size	Tightening torque (N · m)
NC6-06	1	2.5	M3	0.5
NC6-09	1	2.5	M3	0.5

## 5. Accessories

### 5.1 Auxiliary contact

Model	Auxiliary contact		
	Model of assembled contact	Conventional heating current (A)	Control capacity
NC6-06	NCF6-20; NCF6-02 NCF6-11; NCF6-40 NCF6-31; NCF6-22 NCF6-13; NCF6-04	10	AC-15: 360VA
			DC-13; 33W
NC6-09	NCF6-20; NCF6-02 NCF6-11; NCF6-40 NCF6-31; NCF6-22 NCF6-13; NCF6-04	10	AC-15: 360VA
			DC-13: 33W



### 5.2 Assembly with thermal over-load relay

Model of contactor	Assembled thermal over-load relay			
	Model	Rated current (A)	Recommended fuse type	
			aM	gG
NC6-09	NR2-11.5	0.1~0.16	0.25	2
		0.16~0.25	0.5	2
		0.25~0.4	1	2
		0.4~0.63	1	2
		0.63~1	2	4
		1~1.6	2	4
		1.25~2	4	6
		1.6~2.5	4	6
		2.5~4	6	10
		4~6	8	16
		5.5~8	12	20
7~10	12	20		
9~13	16	25		



## 6. Overall and mounting dimensions (mm)

