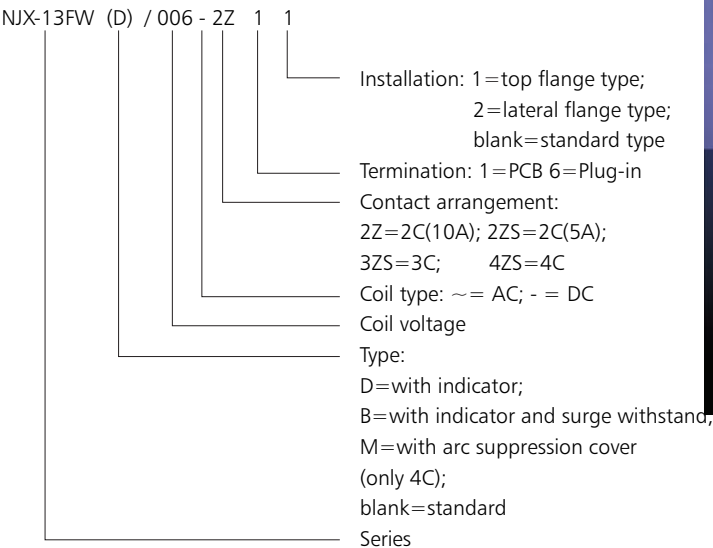


NJX-13FW Miniature Power Relay

1. Features

- 1.1 3A, 5A, 10A switching capacity
- 1.2 Wide range of coil ratings
- 1.3 Fully sealed
- 1.4 Certificate: UL

2. Ordering information



3. Contact specification

Contact Arrangement		2C		3C	4C
Initial contact resistance	mΩ	100			
Contact material		Silver alloy			
Rated load (resistive)	A (220VAC/28VDC)	10	5	5	3
Max. switching voltage	VAC	250			
	VDC	125			
Max. switching current	A	10	5	5	3
Max. switching power	VA	2200	1250	1250	750
	W	280	140	140	84
Electrical endurance	Cycles(× 10 ³)	300			
Machanical endurance	Cycles(× 10 ⁶)	10			



4. Coil specification

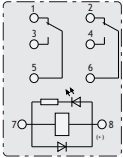
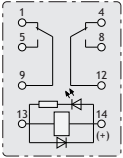
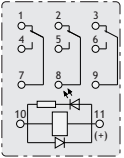
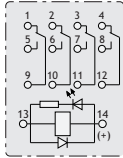
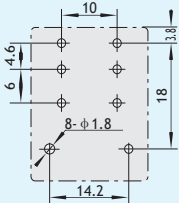
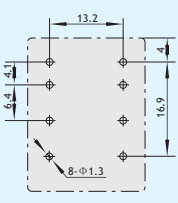
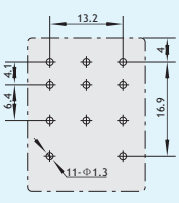
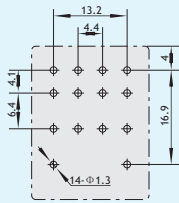
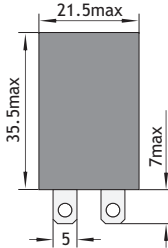
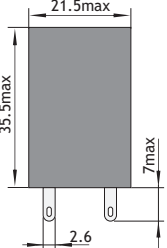
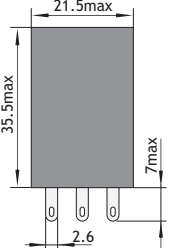
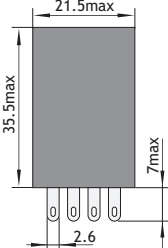
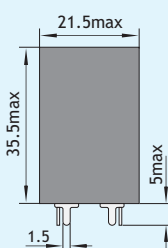
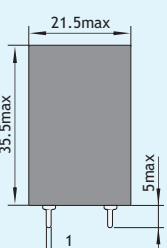
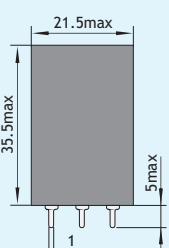
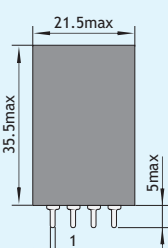
AC					DC				
Rated voltage	Holding voltage	Must drop-out voltage	Operating range	Power consumption	Rated voltage	Holding voltage	Must drop-out voltage	Operating range	Power consumption
6	80%Un	30%Un	(80%-110%)Un	1.2VA	5	75%Un	10%Un	(75%-110%)Un	0.9W
12					6				
24					12				
36					24				
48					36				
110					48				
127					110				
220					127				
380	220								

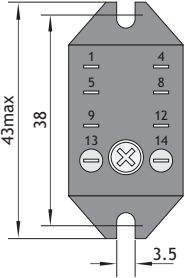
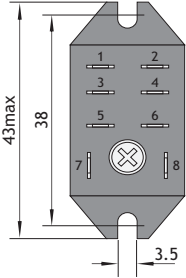
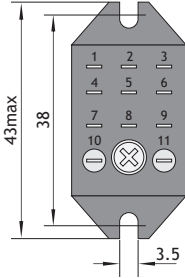
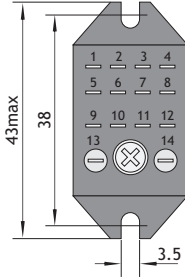
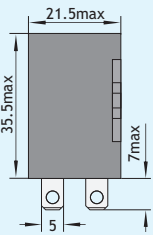
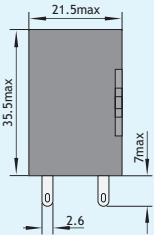
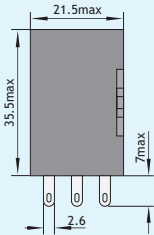
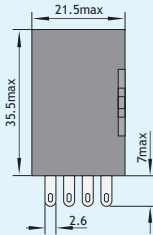
5. Characteristics

Insulation resistance(at 500VDC)	m Ω	100
Dielectric strength	Between coil & contacts	1500VAC for 1min
	Between open contacts	1000VAC for 1min
Operation time	ms	≤25
Release time	ms	≤25
Shock resistance	m/s ²	100
Vibration		10~55Hz, 1mm double amplitude
Ambient temperature range	°C	-30~+60
Termination		Plug-in, PCB
Dimension	mm	27.5×21.5×35.5

6. Overall mounting dimensions (mm)

Internal connection	2C, 10A	2C, 5A	3C	4C
Standard type				
with indicator				

Internal connection	2C, 10A	2C, 5A	3C	4C
with indicator and diode				
PCB mounting holes				
Dimensions	2C, 10A	2C, 5A	3C	4C
Plug-in type				
PCB type				

Installation	2C, 10A	2C, 5A	3C	4C
Top flange type				
Lateral flange type				

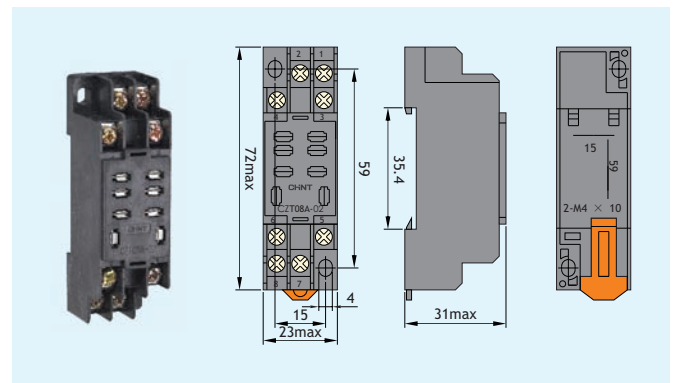
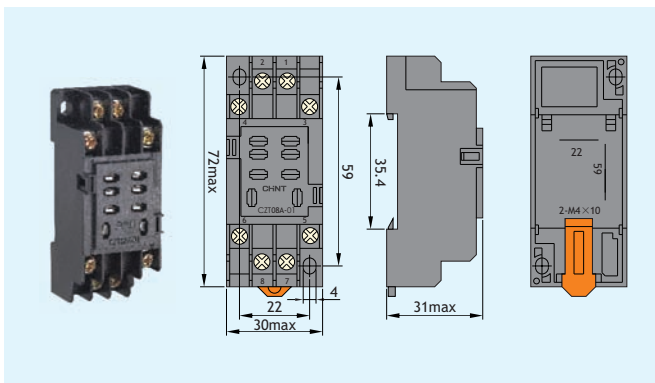
7. Socket

Dimensions: 72×30×31(mm)

CZT08A-01

Dimensions: 72×23×31(mm)

CZT08A-02
with finger proof



Dimensions: 68×30×28(mm)

CZT08B-01

Dimensions: 68×30×28(mm)

CZT08B-01E
with finger proof

